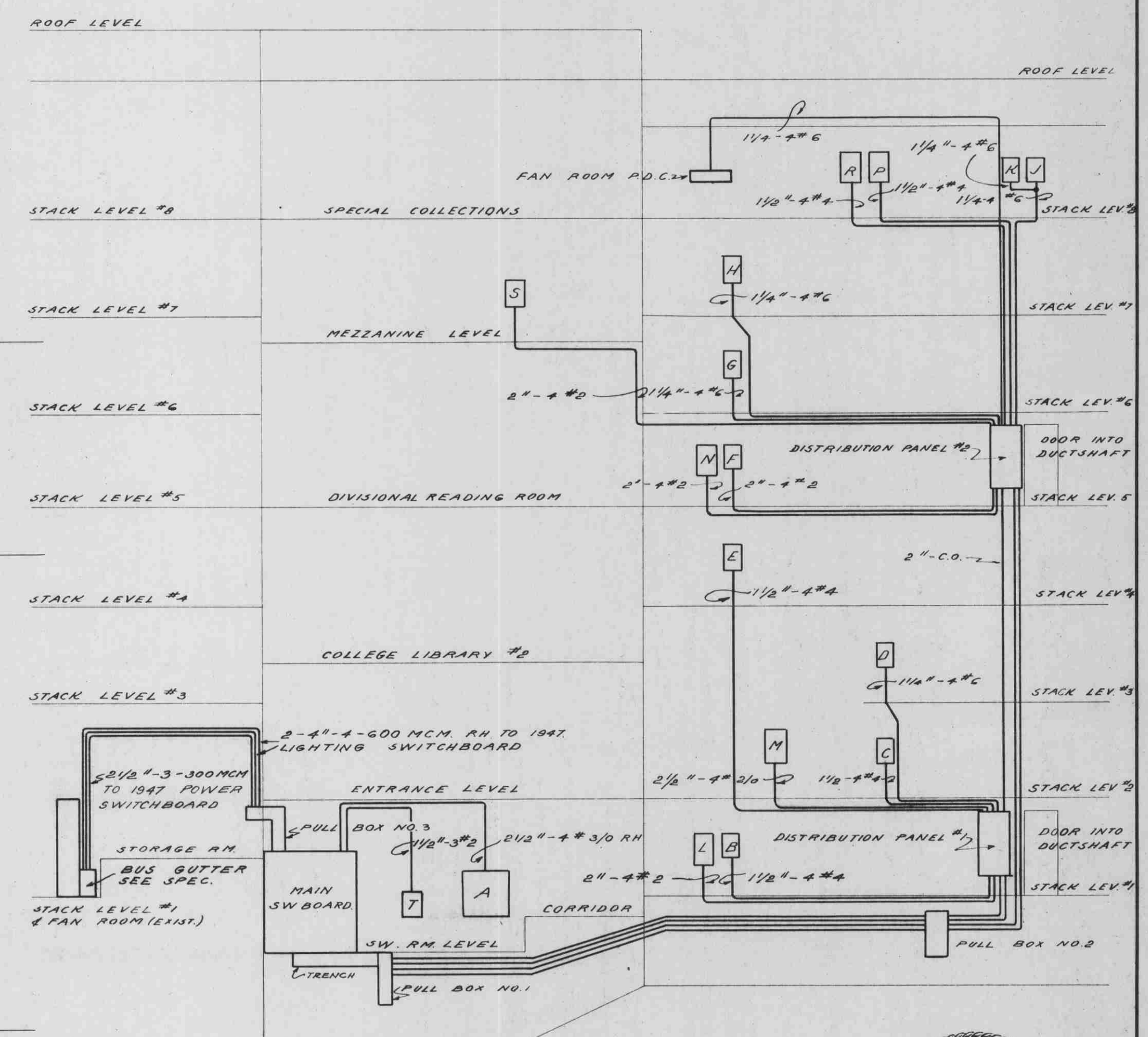
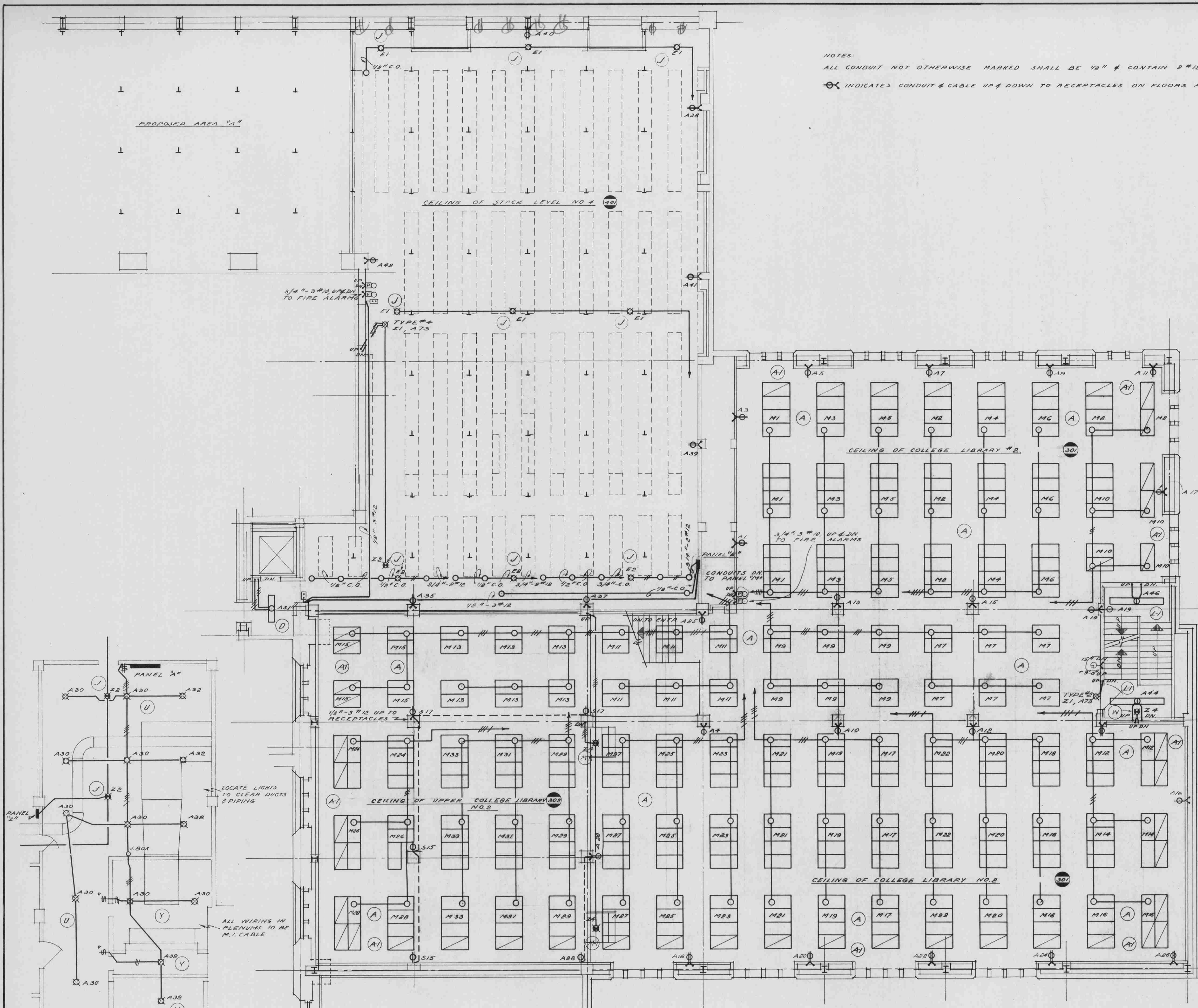


NOTES
 ALL CONDUIT NOT OTHERWISE MARKED SHALL BE 1/2" & CONTAIN 2 #12 WIRES
 ⊗ INDICATES CONDUIT & CABLE UP & DOWN TO RECEPTACLES ON FLOORS ABOVE & BELOW


SYMBOL SCHEDULE	
⊗	CEILING LIGHT OUTLET
⊗	RECESSED CEILING LIGHT OUTLET
⊗	EXIT LIGHT
⊗	BRACKET FIXTURE
○	OUTLET ONLY
▭	FLUORESCENT FIXTURE 2/40 WATT
▭	FLUORESCENT FIXTURE 1/40 WATT
▭	FLUORESCENT FIXTURE 3/40 WATT
⊕	DUPLEX RECEPTACLE
⊕	SINGLE POLE SWITCH
⊕	TWO-BAND SWITCH
⊕	THREE-WAY SWITCH
⊕	FOUR-WAY SWITCH
⊕	MOTOR SWITCH
⊕	SWITCH & PILOT LIGHT
⊕	MOTOR DISCONNECT
⊕	MOTOR
⊕	FIRE ALARM STATION & GONG
⊕	PROGRAM BELLS
⊕	SECONDARY CLOCK (EXISTING SYSTEM)
⊕	TELEPHONE OUTLET
⊕	THERMOSTAT
⊕	FLOODLIGHT OUTLET
⊕	INTER-PHONE OUTLET
⊕	PUSHBUTTON CONTROL STATION
⊕	SINGLE RECEPTACLE
⊕	RANGE OUTLET
⊕	RAZOR OUTLET (SMITH & STONE #1470)
⊕	REMOTE CONTROL SWITCH (C.G.E.)
⊕	EMERGENCY LIGHT



MECHANICAL ROOM - LIGHTING
 SCALE: 1/8" = 1'-0"

CEILING PLAN OF STACK LEVEL NO. 4
 CEILING PLAN OF COLLEGE LIBRARY NO. 2 SCALE: 1/8" = 1'-0"

RISER DIAGRAM N.T.S.



SIMPSON & MCGREGOR CONSULTING ELECTRICAL ENGINEERS VANCOUVER, VICTORIA, B.C.	THOMPSON, BERWICK & PRATT ARCHITECTS 1555 ROBSON ST. VANCOUVER 5, B.C.	ADDITIONS TO THE LIBRARY FOR THE UNIVERSITY OF BRITISH COLUMBIA DRAWN: R.V.D. CHECKED: E.P.L. SCALE: AS NOTED DATE: MAY 1959.	JOB NUMBER
			E-1005
No. DATE REVISION		SHEET NUMBER	
		3 OF 6	